

Camp Edward Presents
CAMP EXCALIBUR



Cub Scout
Resident Camp | **2019**
Program Guide



Dear Parents and Leaders,

Welcome to Camp Excalibur at Camp Edward. Summer camp can be one of the great experiences in the life of a Scout. Each program, adventure, and campfire will live in memory for years to come. Cub Scouting is designed to take place in the outdoors. It is in the outdoor setting that Scouts share responsibilities, and learn to live with one another. The skills practiced at Den meetings come alive with purpose. Being close to nature helps Cub Scouts gain and appreciation for the beauty of the world around us.

Our newly remodeled Cub Scout Resident camp, Camp Edward offers you and your scouts a memorable camping program that will provide the opportunity to test outdoor skills, work together, and make lifelong friends. There is much to experience, learn, and enjoy on your summer camp adventure at Camp Edward.

The primary purpose of camp is for scouts to have FUN! While advancing in rank and completing adventures are undoubtedly important aspects of the camping experience, we must ensure that our scouts have the opportunity to engage in as many programs that they will enjoy. The Camp Edward staff has developed a well-rounded program mixing together a balance of advancement, rotations with your packs and free-time.

This guide is designed to answer many of your frequently asked questions about camp. Should you need additional information, contact the Chief Seattle Council Camping Department at **206-725-0361** or **campingdept@seattlebsa.org**. You can also visit our website, www.seattlebsa.org/camp-edward

We look forward to seeing you and your scouts at camp this summer!

Yours in Scouting,

The Camp Edward Staff

TRUSTWORTHY LOYAL HELPFUL FRIENDLY COURTEOUS KIND

words to live by

OBEDIENT CHEERFUL THRIFTY BRAVE CLEAN REVERENT



Camp Info4

Pre-Camp Info5

Pre-camp Leader Meeting

Unit leadership in camp

Camp Contact Information

Reservation Info6

How to Make Reservations

Camperships

Insurance Information

T-Shirts

Reservation Info—Refunds7

Council Refund Policy

Refund Requests


Arriving at Camp.....8

Check In

Sample First Day Schedule

Medical Form Information.....9

Medical Forms



Food Service.....10

Modified Diets

Council Peanut Policy

General Camp Information.....11-13

Accommodations/Mail/Visitors.....11

Program Opportunities.....12

Staff Hosts/Lost and Found.....12

Trading Post.....12

Health and Safety.....13

Pets/Special Needs.....13

Recycling/Check Out.....13

What to Bring to Camp.....14

Uniform/Weather/Equipment

Camp Accommodations

Camp Rules15

Special Needs form.....16

TABLE OF CONTENTS





Camp Edward is located in the peaceful foothills of the Cascade Mountain range. The newly remodeled facilities are a beautiful addition to the natural features of our property. These amenities include campsites with 8-bunk enclosed cabins with screened windows, 2-person tents on platforms, and campfire ring. Please bring sleeping pads. Restroom buildings with private showers are nearby, and all meals are served in a spacious dining hall facility. Program areas include a lake for swimming and boating, a vast “cub world” playfield including a fort, mine, and lookout tower, BB and Archery ranges for all ages, and even a native totem pole!

Camp Edward now resides on the same lands where the celebrated Camp Brinkley once stood from 1967 to 2013, it even uses many of the same footpaths and building footprints that James Foote Brinkley famously enjoyed. Before becoming a full-time Cub Scout program, Camp Brinkley would serve as a base camp for week long high adventure outings as well as producing a twelve session weeklong scout program. Troops would cook several meals in their campsite and a lucky few even got to hike to Lake Omache for their chance to earn the waterskiing merit badge! After significant improvement to the campsites and some skillful additions to the program areas, Camp Edward opened its doors to Cub Scouts in 2014.

At Camp Edward, scouts will spend 4 days and 3 nights completely immersed in adventures while increasing knowledge and having the time of their lives. The rich summer camp program provides scouts and packs balanced opportunities for advancement, personal growth, open areas, exploration, **and FUN!** The staff will use their substantial scouting spirit to make your adventure a memorable experience, but at the end of the day, what your unit takes home in experience or advancement rests with you, the Cub Master, and the other parents or adults who volunteer their time over the session. Please use this program guide to learn about camp procedures and policies as well as advancement opportunities. You will then be able to inform all scouts and parents as well as alleviate any potentially trepidations volunteers.





Pre-camp Meeting

There will be an orientation meeting in the spring of 2019. Your camp contact will be notified of the date and time. Your unit Cubmaster and any interested adults are encouraged to attend. You will also be given information regarding camp policies, medical form and related health information as well as procedures for your arrival and check-in. We will also be providing info on any new procedures (medical forms, advancement sign up, new programs, etc.).

Pack Leadership in Camp

Remember the BSA minimum standard of two leaders on all trips and outings. Adult leaders are responsible for monitoring the behavior of youth Scout members. Two adult leaders, one who must be at 21 years old or older, are required (registered and youth protection trained).

For resident camp we recommend that there be 1 adult for every 5 Scouts. Units are strongly encouraged to bring more than the minimum leaders required. Parent and child pairs are also welcome. Tiger Cubs must be accompanied by a parent or guardian. No lone Scouts please.

It is important that at least one of your pack leaders remain in camp all four days. Otherwise your program may lack consistency and continuity. There is time spent the first day at camp explaining the program, its operations and facilities. If key leaders change every day, they may not know what to expect.

Camp Contact Information

For Reservations: 206-725-0361 or email at campingdept@seattlebsa.org

To Contact Camp Edward: 360-568-6295 or email at campedward@earthlink.net





2019 Camp Dates

Session 1	July 11-14	Session 4	July Aug 1-4
Session 2	July 18-21	Session 5	August 8-11
Session 3	July 25-28	Session 6	August 15-18

Cost: \$270 per Scout \$176 per Adult

Making Reservations

Reservations are online on the Chief Seattle Council website seattlebsa.org, on a first come, first served basis. A \$20 per person nonrefundable deposit is required to secure your reservation. The remaining payments are due as follows:

Payment #1	\$125 per Scout \$78 per Adult	Due April 6
Payment #2	\$125 per Scout \$78 per Adult	Due June 8

Scouts must attend either with a parent or with other adults from their pack. Tiger Cubs must be accompanied by a parent/guardian, even if they are going with others from their pack or den. **No non-Scout siblings allowed overnight in camp.**

Camperships

Camp scholarships (Camperships) are available for those Scouts in the **Chief Seattle Council** who may otherwise be unable to attend one of our council camps. No boy or girl should stay home because they cannot afford to attend camp. Pack leaders are encouraged to provide unit money earning projects so Cub Scouts can earn their way to camp. If there is still a financial need, you can obtain a campership application form on our website, seattlebsa.org or the Council service center. Completed forms need to be returned to the Camping Department and approved prior to any final payment.

Insurance

Chief Seattle Council provides accident insurance for its units. Out of council packs must provide their own council's insurance information. For information, contact Health Special Risk, Inc. at 1-866-726-8870 or bsaenrollment@hsri.com.

T-Shirts

T-shirts for adults and Scouts are included in the cost of camp and will be distributed at camp. You can request your sizes when you log into your online account.



REFUND POLICY

Preparing for camp requires the Council to purchase food, supplies, equipment, hire staff and keep camp facilities in good repair in anticipation of the number of participants registered to attend.

Deposits

Deposits are not refundable unless the unit or camper cannot be placed in the camp or dates chosen.

Fees:

One week prior to your camp session:

A full refund minus the deposit can be requested.

Up to 30 days after your camp session:

- Accident, serious illness or death in the immediate family (doctor's confirmation required) Up to 50% refund
- Scout moves away or is leaving Scouting Up to 50% refund

30 days or later following your camp session:

Refund requests received 30+ days following the camp session will not be processed.

Examples of circumstances **NOT** qualifying for a refund are conflicts between camp and activities such as family vacations, sports, school activities or band trips. Refunds do not include Scout Bucks or Camperships.

REFUND REQUESTS

All refunds must be requested in writing.

Please review the cancellation guidelines above to determine whether you qualify. To request a refund, please send an email to campingdept@seattlebsa.org. Include the reason for the withdrawal, unit number, camp and session and participant's name.





Transportation

Camp Edward does not provide transportation to and from camp. Cub Scouts are to be transported by packs or families only in regular passenger vehicles equipped with seatbelts. Truck beds and equipment trailers are for equipment only. Please note that carpooling with others in the pack and **traveling as a group will help cut down the time it takes for check in** once you have arrived at camp.

Check In

Plan to arrive WITH your pack at the Camp Edward parking lot between 8:00 and 9:00AM. **Arriving together as a pack will expedite your check in process.** Park all vehicles in the lot as directed by the waiting staff. In the parking lot, you will be met by a staff member who will serve as your staff host. **PLEASE CHECK IN AT THE CAMP OFFICE BEFORE HEADING TO YOUR SITE.** At check in, please make sure that you have your medical forms and roster of participants ready. You will be given a red wristband for each adult in your pack to show they are registered, and have checked in. Any past due payments must also be made at this time. After check in, you will carry your gear from there to your campsite (less than 1/4 mile). Carts are available. **Only camp vehicles are allowed beyond the parking lot.**

Soon after your arrival, your staff host will lead you on a camp tour, which will include escorting you to your campsite, swim checks, and a visit to the shooting ranges. You may be combined with another unit at your campsite. Each campsite shares the same rotation schedule through the various camp program areas.

Sample Opening Day Schedule

8:00-9:00AM	Check In
10:00AM-Noon	Orientation, Swim Checks, and Camp Tours
12:20PM	Camp Opening Ceremony
12:30PM	Lunch
1:15PM	Leader's Meeting and Cub Quiet Time
2:00PM	1st Rotation





Medical Forms

Camp Edward is designed as a 72 hour or less program. Check in and orientation is Thursday morning, with the program beginning at lunch (12:25PM). Check out is Sunday morning around 11:45AM, departing no later than noon. According to the National BSA rules, such a program requires that the Annual Health and Medical Record Parts A and B are to be completed prior to arrival. Part C, the Pre-Participation Physical, is highly recommended. Medical forms are available online at http://www.scouting.org/filestore/HealthSafety/pdf/680-001_AB.pdf.

Upon arriving at camp, all the medical forms will be screened by the camp medical personnel, where the medical forms and medications are checked in. **All medical forms brought into camp will be kept by the health officer and will be returned to take home at the end of the session.** Only the health officer will have access to these files.

NOTE: All campers must have a history of all immunization with dates. A tetanus booster is required to have been given within ten years of the date of the end of camp.

It is not okay to write “up-to-date” or “current.” Please fill in the dates.

Camp Medication Policy

All medications must be in the original pharmacy containers with the prescription on the container. Be sure the Scouts bring only the quantity of medication required for the time they are in camp. Inhalers and epinephrine auto-injectors used for emergency conditions may be carried by the camper or their parent. **Make sure all medications have not expired!**

The pack will be responsible for dispensing medications to Scouts. Medications must be kept in a lockable container. Refrigeration is available in the Health Lodge if needed. Any injections that need to be given at camp if other than by the Scout or adult him/herself must be administered by the Health Officer with written permission from the parent/guardian.

Special Needs Form

If you have a physical or dietary need, please fill out the **Special Needs Form** in your online account at least 1 week prior to your session.



Food Services

Camp Edward features a newly remodeled central dining hall, with meals cooked at camp and served family style. In the spirit of service, the Cub Scouts will be asked to serve as waiter, assisting with the preparation of the tables and clean up after the meals. Scouts should be clean and wearing appropriate shirts and pants at all meals. A full uniform is requested for the dinner meal.

Meal Schedule

Breakfast	7:55AM	(Waiters report at 7:30AM)
Lunch	12:25PM	(Waiters report at noon)
Dinner	5:50PM	(Waiters report at 5:15PM)

Note: Leader Meeting at 1:15PM each day (following lunch)

Modified Diets

The camp kitchen staff serves warm and nutritious meals for all participants. They will also attempt to meet common dietary needs. **Modified diets (e.g. vegetarian, gluten-free, dairy free, etc.) can be provided upon request.** Camp Edward operates a peanut-free kitchen (see below).

Specific dietary or physical requirements must be requested by completing **Special Needs Form** in your online account at least 1 week prior to camp. A sample menu can be requested from the camp or the council office for reference.

Peanut Policy at Camp

No peanut products, including peanut oil, will be used in the meals, snacks, cracker barrels, or an other food service provided in the dining halls of Chief Seattle Council camps.

While this prohibition is in place in the dining halls, those with allergies must be aware that the camp trading posts may contain some peanut products. It is also important to note that peanut products may be brought to camp by individual scouts or leaders without the knowledge of the camp staff or the Chief Seattle Council.

This policy applies to all Chief Seattle Council camps and events held at the council camps including, but not limited to, Cub Scout Resident Camp, Boy Scout Resident Camp, Cub Day at Camp, Parent/Pal, Winter Camp, NYLT, Wood Badge, OA Events, Shooting Sports Weekends, COPE Weekends, and Day Camp.



Campsite Accommodations

Camp attendees are assigned to campsites by the camp staff prior to arrival. Four campsites feature only tents with platforms and canvas tops, each sleeping 2. The other four campsites have cabins (which sleep 8 people) and canvas tents. The bunks in the cabins do not have sleeping pads or mattresses. The cabins also feature electrical outlets but no fixed lighting. If you require electricity (i.e. for a CPAP machine), please inform the camp staff prior to your arrival so we can place you in an appropriate site. Camp Edward has two centralized shower houses featuring locking rooms for individual use.

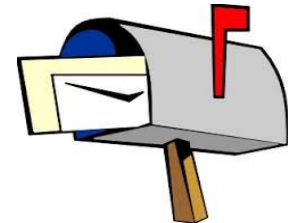
Our largest sites accommodate up to 40 campers. Larger packs may be split between adjacent campsites.

According to the Guide to Safe Scouting, a Cub Scout may share a tent or cabin with other same gendered youth, or a tent with a parent. Same gendered adults may share a cabin. Youth and adult male campers or female campers may share a cabin if there are at least 4 youth and 2 adults. Married adult campers may share a tent. Most campsites have open space, should you desire to bring your own tent.

Mail

Scouts love to get mail! A letter from home can be one of the greatest cures for homesickness. Mail is delivered at least once per day. It takes 1-3 days for delivery, so plan ahead to ensure your letters arrive before the end of the session. The mailing address is:

Camp Edward
[Scout Name], [Pack Number], [Session Number]
25600-B Monroe Camp Rd.
Snohomish, WA 98290-9501



Visitors

Day visitors are welcome! Please check in at the main office when you arrive, and check out before you leave (there will be a check in/out sheet in the office). You may want to purchase meals during your visit. Please notify the camp in advance. After checking in, meal “tickets” can be purchased at the camp trading post at the following rates:

Breakfast	\$5.00
Lunch	\$6.00
Dinner	\$7.00
Children Under 7	1/2 Price
Children Under 4	Free

There are no provisions or facilities to allow visitors to stay overnight or to camp in the parking lot. Non-Scout siblings are not allowed to stay overnight.

Should a scout leave early in the session, the parent picking up the scout should be prepared to show photo ID at the office upon checking in.



Program Opportunities

Cub Scouts and Webelos can attend any of the sessions offered at Camp Edward. Age specific activities will be provided at each session for Tiger, Wolf, Bear, and Webelos Scouts. Activities include swimming and boating, archery and BB guns, nature lessons, arts and crafts, Scout Skills instruction, advancement, campfire programs, games, and much, much more. **This is scouting at its best!**

Staff Hosts

Every campsite will have at least one staff member as a host. They will help answer your questions, direct your Scouts to the right areas at the right time, describe the program opportunities, and just be there to give assistance.

The staff at Camp Edward represent the greatest resource available to your Cub Scout during their stay at camp. They are selected from older Boy Scouts and Venturing Scouts primarily from the Chief Seattle Council. Their sole purpose is to help your pack have a successful (and fun!) camp experience.

Lost and Found

Lost and found items are collected during regular camp sessions and off-season camp use. While at camp, lost items can be claimed at the camp office. **They are not kept at the council service center.** After the week, call the camp. If you attend the final session, call the camp ranger at the same camp number. After 30 days, the unclaimed items are contributed to Goodwill or other worthy agencies.

Trading Post

The camp trading post provides a good selection of souvenir and comfort items for sale to Scouts and adults such as, camp t-shirts, patches, mugs, flashlights, toothbrushes, soft drinks, snacks, and more. Plan to bring about \$35 per Scout. An adult should act as banker, allowing Scouts to check money in and out with them.

In order for a scout to purchase a knife, he must, **without exception:**

- Be accompanied by an adult from their pack
- Possess a current, signed Whittling Chip (Cub Scout, BSA)
- Demonstrate knife proficiency by safely handling the desired knife

SCOUTS AND LEADERS ARE NOT ALLOWED TO SELL ITEMS AT CAMP.



Health and Safety

A fully equipped medical lodge is provided at camp. A trained first aid professional is on duty at all times. Serious injuries or illness requiring hospitalization will be transported to the nearest hospital, where we have a standing agreement for treatment. Parents will be notified as soon as possible in the event of serious injury or illness.

Pets

LEAVE YOUR PETS AT HOME. Camp abounds with natural wildlife such as deer, birds, and coyotes. For this reason, pets are not allowed, even pets that can be carried. *NO EXCEPTIONS.*

Internet and Phone

In the administration building, the leaders' lounge features Wi-Fi access with tables for your laptop, and coffee available. There is decent cell coverage from some of the major providers (Verizon, Sprint, AT&T to name a few), however, T-Mobile has no coverage on the camp property. The camp office has a phone available to campers should the need arise.

Special Needs

Specific dietary or physical requirements must be requested by completing the "Chief Seattle Council Special Needs Form" in your online account at least 1 weeks prior to camp. For facility questions, contact the camp either through phone or email. The form is available at the council website, seattlebsa.org.

Recycling

Camp Edward does not have recycling services at this time. Please consider developing your own campsite recycling program as an opportunity to practice Front Country Leave no Trace. Camp can provide bags to collect the recycling materials, but you would need to take them home to recycle.

Check Out

Please plan to depart before lunch (around 11:45AM) on Sunday. On the last day of camp, make sure your campsite is clean and ready for the next session of campers. Return all supplies checked out from the camp. Your staff host will make arrangements to have your campsite inspected.



This list is meant to serve as a general guide. Use your own discretion in determining your equipment needs. If you have questions, send us an email at campedward@earthlink.net during the camping season.

Personal Gear

- Annual Health and Medical Record Parts A&B*
- Sleeping Bag and Sleeping Pad
- Sweatshirt/Jacket/Poncho
- Cap or Hat
- Change of Clothes
- Hiking Boots
- Tennis Shoes
- Swimsuit
- Uniform
- Water Bottle
- Towel/Washcloth
- Personal Hygiene Kit
- Shower Shoes
- Flashlight and Batteries
- First Aid Kit
- Clothesline
- Paper and Pencil
- \$35 for Trading Post



Leader Gear

- Alarm Clock
- First Aid Kit
- Religious Materials
- Program Reference Materials
- Game Ideas
- Lantern (Gas or Electric)
- Rope/Binder Twine
- Clipboard/Paper/Pencils

Camp Provides

- Flag Pole and Flag
- Campfire Pit
- Picnic Tables
- Tents
- Fire Tools
- Bulletin Board
- Bathroom Facilities
- Toilet Paper
- Small Quantities of Firewood

*Parts A&B of the medical form are REQUIRED to attend camp. Part C is highly recommended.

Scout Uniforms

Official Cub Scout uniforms are appropriate dress at any time during the session. We encourage everyone to wear their uniforms during dinner. Scouts are also invited to bring "mother approved" theme costumes or props.

Camp Accommodations

Campsite accommodations consist of either two-person tents with wood platforms with frame and canvas top, or cabins with wood bunks (no mattresses). You may bring your own tent. Please do not bring double wide mattresses, they will not fit.

Weather

Weather is unpredictable throughout the summer months. Everything from hot days to quick thunderstorms, to rainy days are considered normal. **Come to camp prepared!**

Equipment

Equipment is available for camp beautification and conservation projects, campsite repairs, and improvements, cookouts, and more. We have everything from cook kits and Dutch ovens to axes, shovels, and saws!

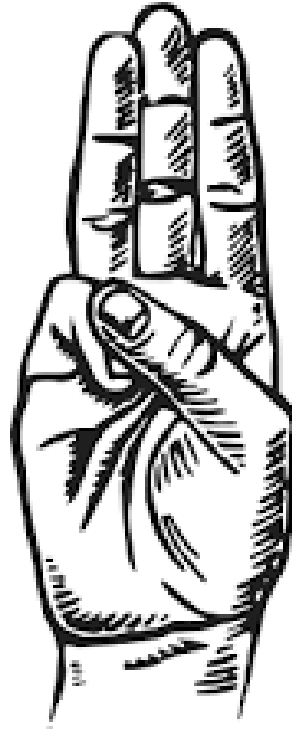


The Scout Oath & Law is the Law of the Camp

On my honor I will do my best
To do my duty to God and my country
And to obey the Scout law
To help other people at all times
To keep myself physically strong
Mentally awake, and morally straight.

A Scout is:

Trustworthy
Loyal
Helpful
Friendly
Courteous
Kind
Obedient
Cheerful
Thrifty
Brave
Clean
Reverent

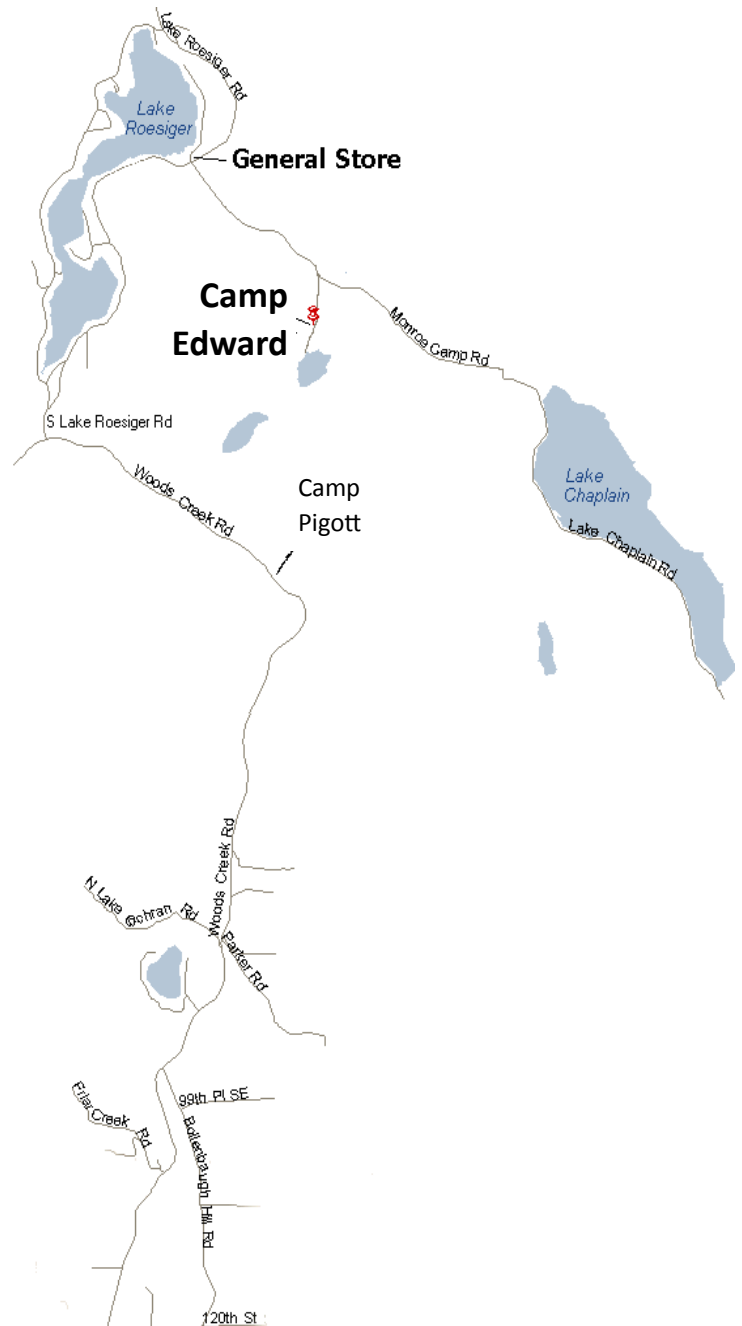


In addition, we ask that you follow these camp rules:

- 1) No Cub Scout is allowed to leave camp after check in without a release from his/her parent or leader. He/she must be accompanied by an authorized adult while out of camp, and must sign out at the camp office before departing.
- 2) Cut no trees without the permission of the camp ranger. Do not disturb local flora or fauna.
- 3) Cub Scouts must stay out of other campsites and cabins unless invited. Off-limit areas include the ranger's home and yard, maintenance areas, and staff quarters.
- 4) No open toed shoes should be worn in camp. They are allowed on the beach, please wear closed toed shoes while walking to the beach, and change once you are there.
- 5) All fires **must be** tended. A fire guard chart must be posted and followed. Campfires may be banned during very hot and dry weather.
- 6) No flames of any kind in tents. All liquid fuels must be locked up. Liquid fuels can only be used under adult supervision
- 7) **No fireworks are allowed in camp.** Those with fireworks will be sent home.
- 8) No personal firearms, ammunition, or bows and arrows.
- 9) No intoxicating beverages, marijuana, or illegal drugs are allowed on Scout property. No smoking outside of designated areas. The only designated area is near the parking lot.
- 10) **No dishwashing in the washstands at the shower house. It clogs the drain fields!**
- 11) Please leave your campsite, cabin, and showerhouse area better than when you arrived.
- 12) Each campsite will assist in keeping the showerhouses clean.

DIRECTIONS TO CAMP EDWARD

- Take Hwy 522 East to its end, merge onto Hwy 2 East (to Wenatchee) in Monroe.
- Drive about ¾ mile. A Safeway and McDonalds will be on your left. (Move into the left turn lane early)
- Turn LEFT onto Woods Creek Road. There is no light at this turn. (If you pass Chinook Lumber, you have gone too far.)
- It is about 10.3 miles to camp. Every time there is a fork in the road, KEEP RIGHT. The first right will be onto Yeager Road.
- The second right (almost straight) will be back on to Woods Creek Road. Oncoming traffic does not stop. Do not take the hard right.
- Turn RIGHT onto S. Lake Roesiger Road. This is at a "T" intersection, no stop sign for your direction of travel.
- Stay right at the "Y" intersection onto Lake Roesiger Road.
- At the Lake Roesiger general store (about 2.5 miles) turn RIGHT onto Monroe Camp Road. Please drive 25 mph or less, this is a narrow road with occasional foot traffic and short sight distances.
- In about 1.5 miles, keep RIGHT at the Camp Edward/Cascade Scout Reservation sign and proceed to the parking lot on the right. Camp speed limit is 15 mph or less.
- Camp Edward
25600-B Monroe Camp Rd.
Snohomish, WA 98290



To Everett



To Seattle

**Chief Seattle Council, Camping Dept., 3120 Rainier Ave. S.,
Seattle, WA 98144**

email: campingdept@seattlebsa.org

fax: 206-725-2862

Questions? Call the Camping Dept. at 206-725-0361